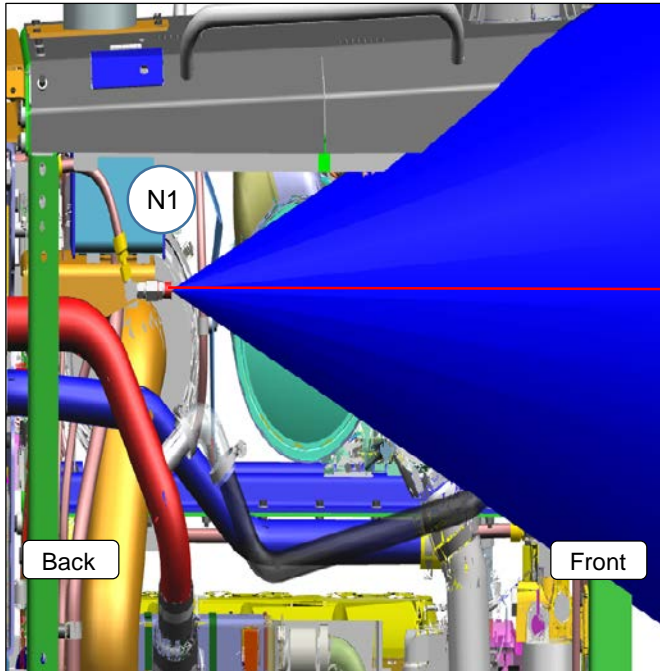


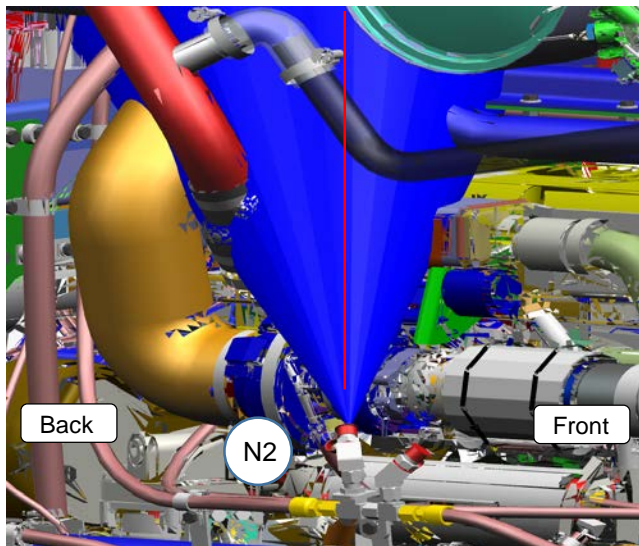
### N1 NOZZLE

- Locate **N1** on right-side of coolant reservoir.
- Aim **N1** forward, covering right-side of Emissions Control Modules (ECM).



### N2 NOZZLE

- Locate on lower right-side center of engine compartment.
- Aim **N2** up, back, and in, covering turbo and right rear of engine compartment.



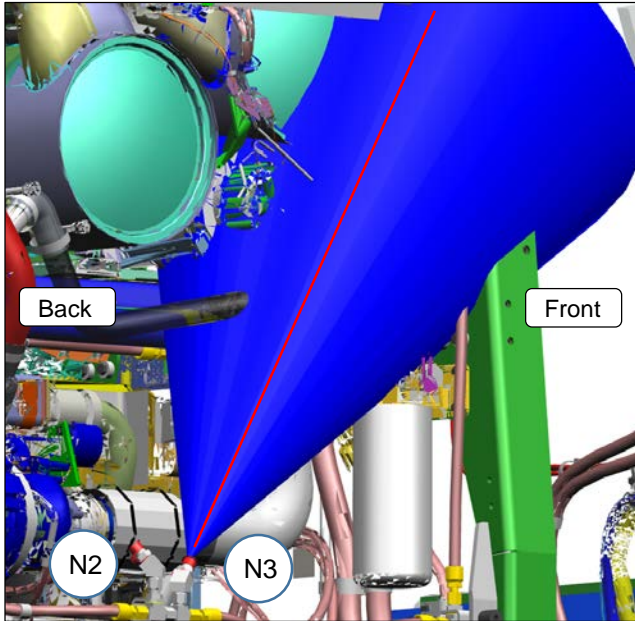
## CAT 16M3/18M3, LVS-9.5 NOZZLE SCHEDULE

(Form No. F-2018014)

PAGE 2 REV. 01 2018-MAY-21

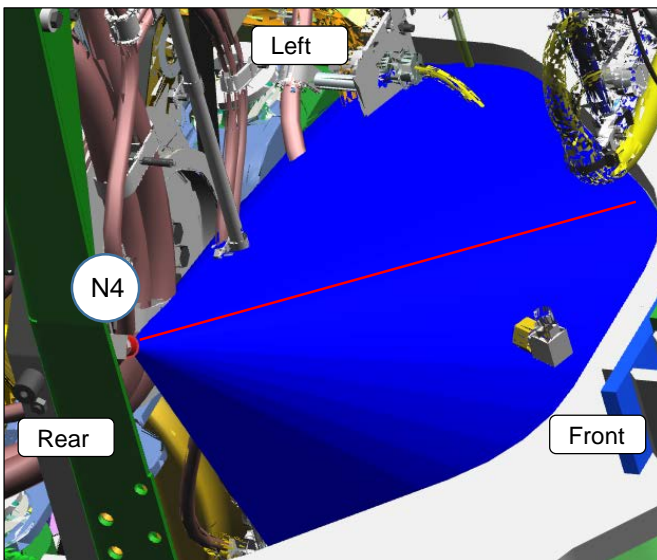
### N3 NOZZLE

- Locate **N3** on lower right-side center of engine compartment.
- Aim **N3** up, forward, and in, covering bottom of ECM and front side of engine.



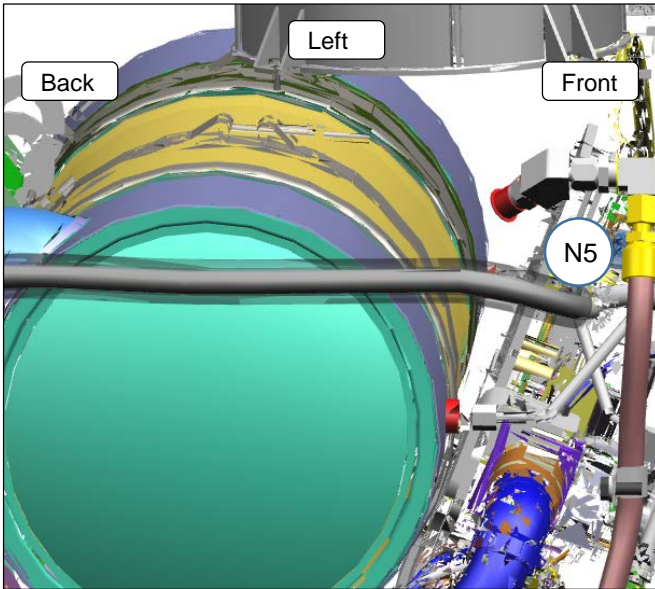
### N4 NOZZLE

- Locate **N4** on the lower front right corner of engine compartment.
- Aim **N4** down and in, covering the front of engine..

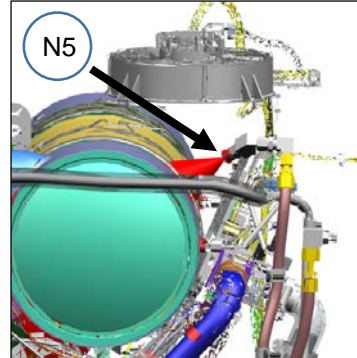


**N5 NOZZLE**

- Locate **N5** in front right upper corner of engine enclosure support.
- Aim **N5** in, down and back, covering top area on front ECM.




**Nozzle Coverage**

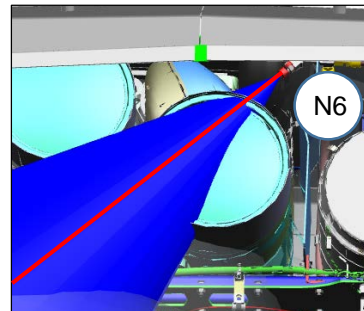


**N6 NOZZLE**

- Locate **N6** on front left-side of intake enclosure in upper back left corner of engine compartment.
- Aim **N6** down and forward, covering ECM on left-side.



**Nozzle Coverage**



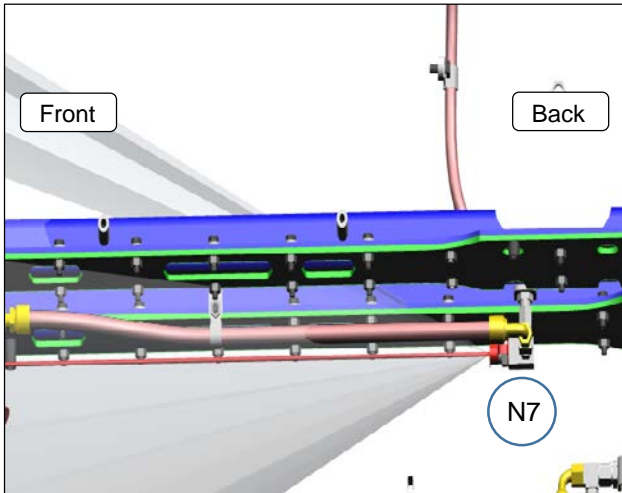
# CAT 16M3/18M3, LVS-9.5 NOZZLE SCHEDULE

(Form No. F-2018014)


PAGE 4 REV. 01 2018-MAY-21

## N7 NOZZLE

- Locate **N7** below air cleaner canister, connect to right run outlet of tee split.
- Aim **N7** forward, covering top of engine.

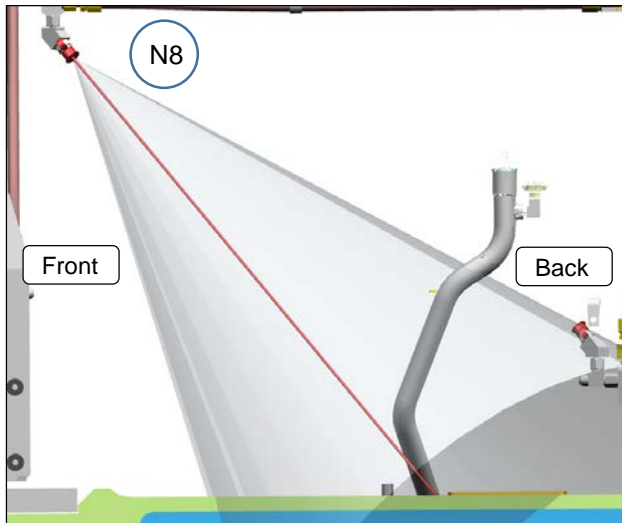


### Nozzle Coverage




## N8 NOZZLE

- Locate **N8** in front, middle engine compartment area.
- Aim **N8** down, left and out, covering the front of engine and fuel filters.



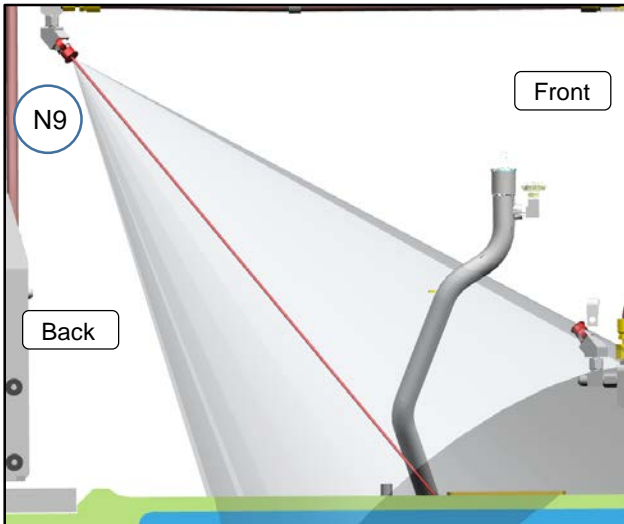
### Nozzle Coverage



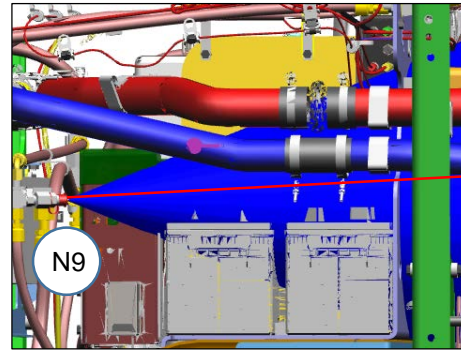


**N9 NOZZLE**

- Locate **N9** on upper front right corner of radiator support.
- Aim **N9** forward and in, covering power distribution box and batteries.

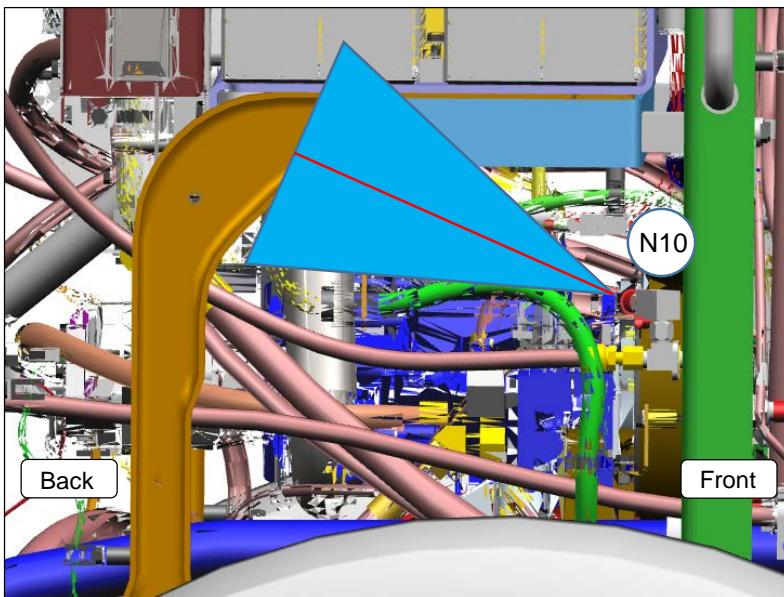


**Nozzle Coverage**



**N10 NOZZLE**

- Locate **N10** in middle, front right corner of battery compartment.
- Aim **N10** back and in, covering secondary steering pump and bottom of batteries.



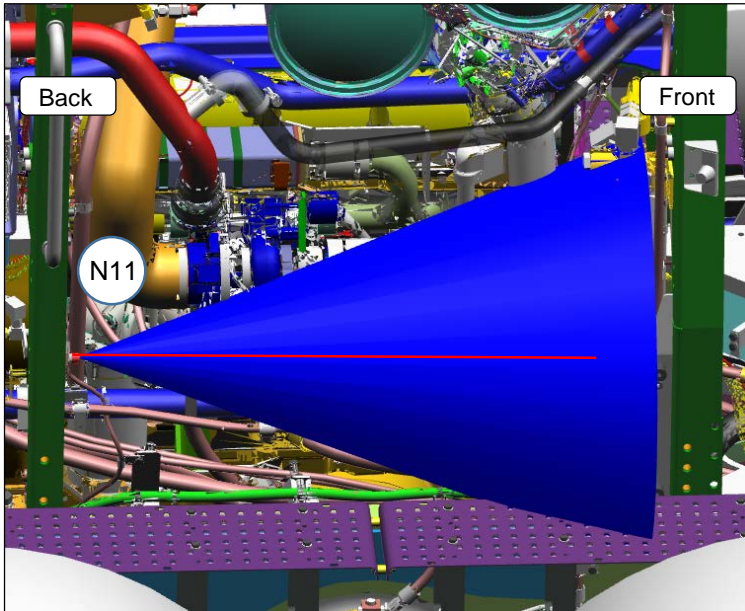
## CAT 16M3/18M3, LVS-9.5 NOZZLE SCHEDULE

(Form No. F-2018014)

PAGE 6 REV. 01 2018-MAY-21

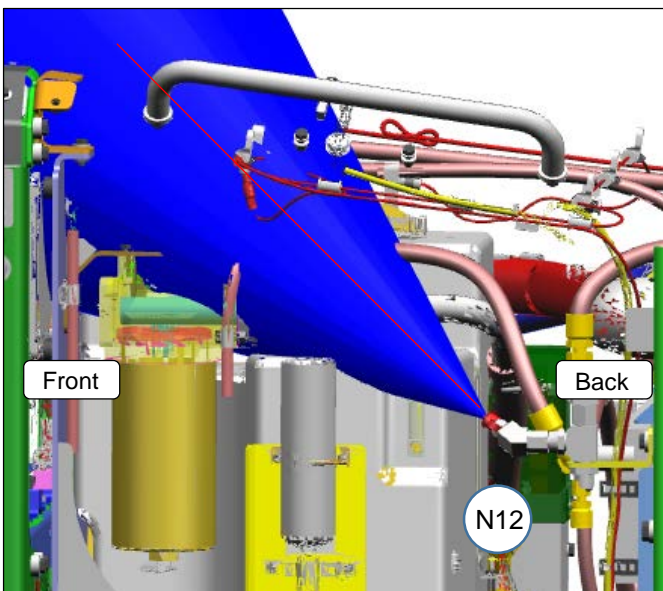
### N11 NOZZLE

- Locate **N11** in middle, back right corner of engine compartment.
- Aim **N11** forward and in, covering turbo and right-side of engine.



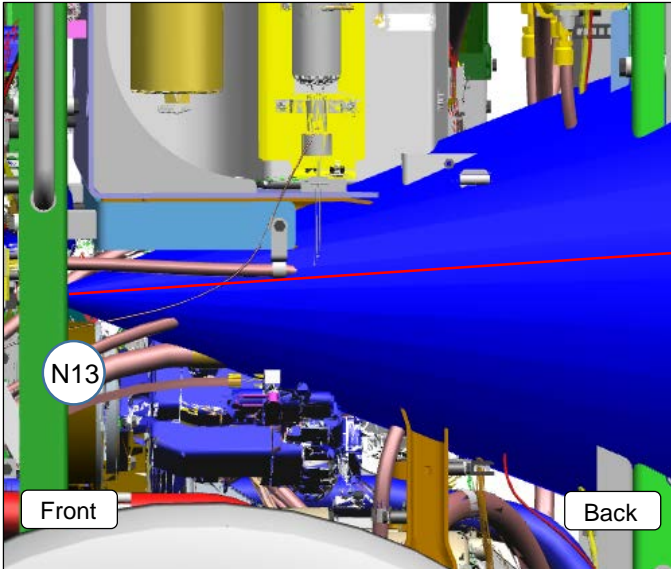
### N12 NOZZLE

- Locate **N12** in upper left front corner of radiator support.
- Aim **N12** forward, in, and up, covering hydraulic tank, and filter.



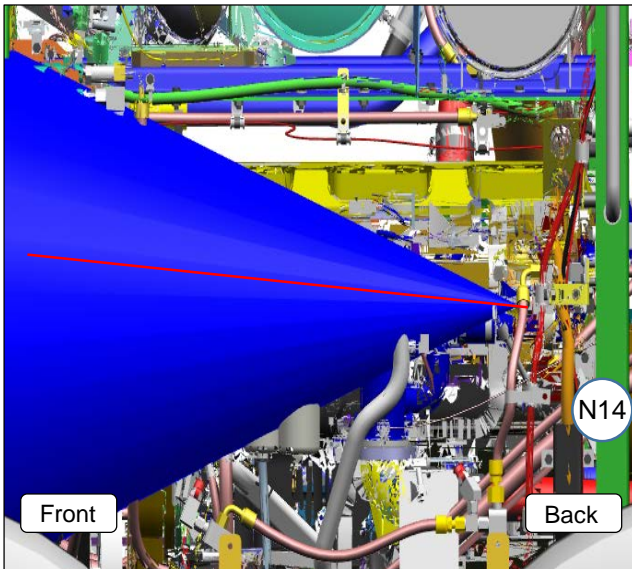
**N13 NOZZLE**

- Locate **N13** on rear left engine enclosure support.
- Aim **N13** back and in, covering left-side of hydraulic pump area.



**N14 NOZZLE**

- Locate **N14** to rear left engine enclosure support.
- Aim **N14** forward and in slightly, covering left-side of engine .





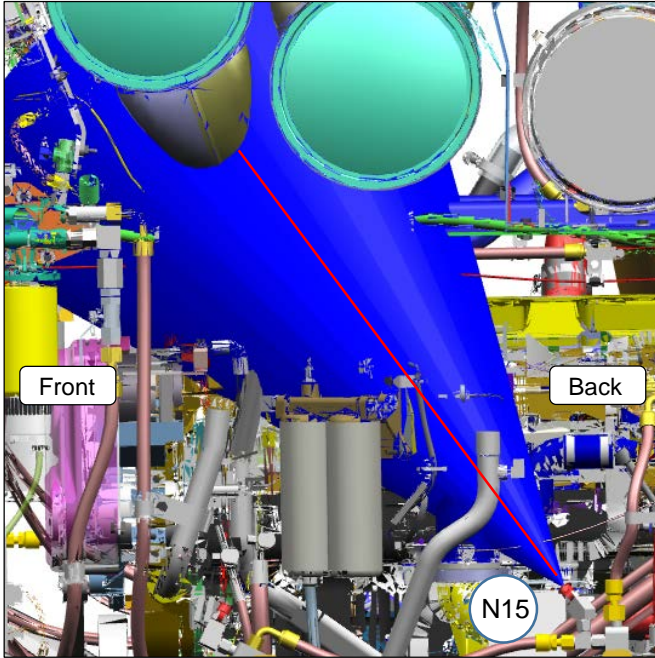
## CAT 16M3/18M3, LVS-9.5 NOZZLE SCHEDULE

(Form No. F-2018014)

PAGE 8 REV. 01 2018-MAY-21

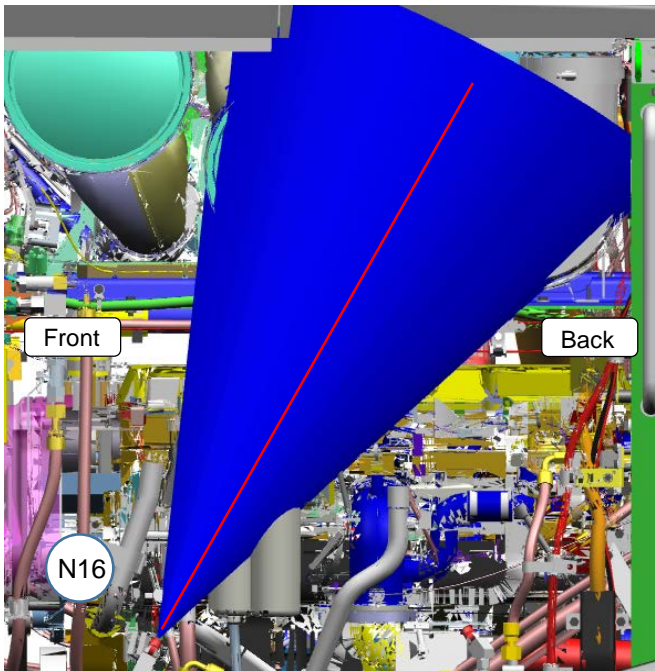
### N15 NOZZLE

- Locate **N15** in lower left engine compartment area.
- Aim **N15** up, in and forward, covering ,left-side of engine and bottom of ECMs.



### N16 NOZZLE

- Locate **N16** in front lower left engine compartment area.
- Aim **N16** up, in and back, covering left-side of engine, fuel filters and bottom of ECMs.



CAT is trademark of Caterpillar Inc.

ANSUL and the product names listed in this material are marks and/or registered marks. Unauthorized use is strictly prohibited.